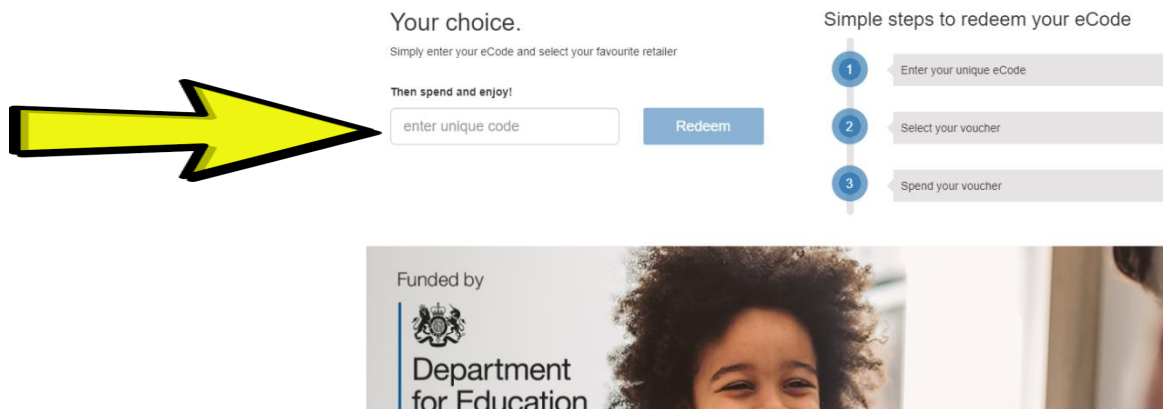


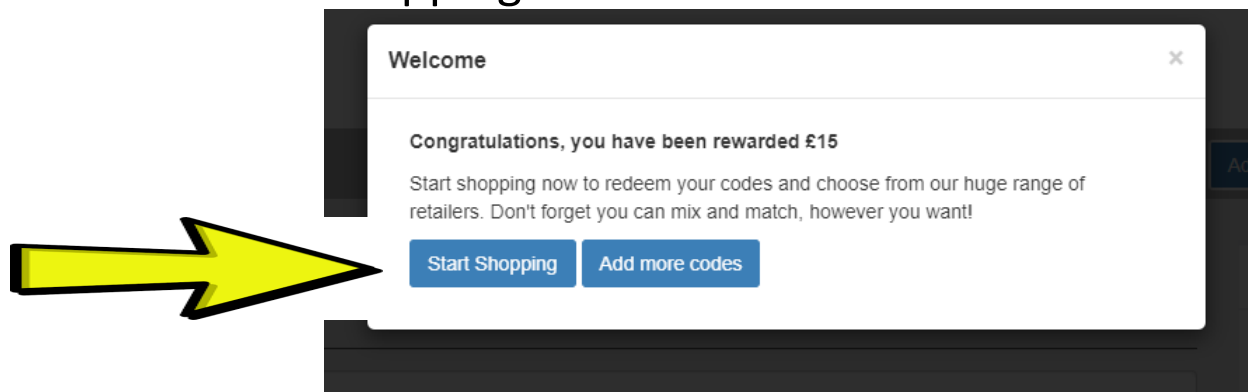
How to redeem your Free School Meals voucher code

1. Copy the 16 digit **voucher code** from the email sent to you from Edenred.
2. Go to www.freeschoolmeals.co.uk
3. Paste/type in the voucher code in the indicated box.




The screenshot shows the redemption interface. On the left, under 'Your choice.', there is a text input field labeled 'enter unique code' and a blue 'Redeem' button. A large yellow arrow points to the input field. On the right, a section titled 'Simple steps to redeem your eCode' lists three steps: 1. Enter your unique eCode, 2. Select your voucher, and 3. Spend your voucher. Below this, there is a banner for the 'Department for Education' featuring a child's face.

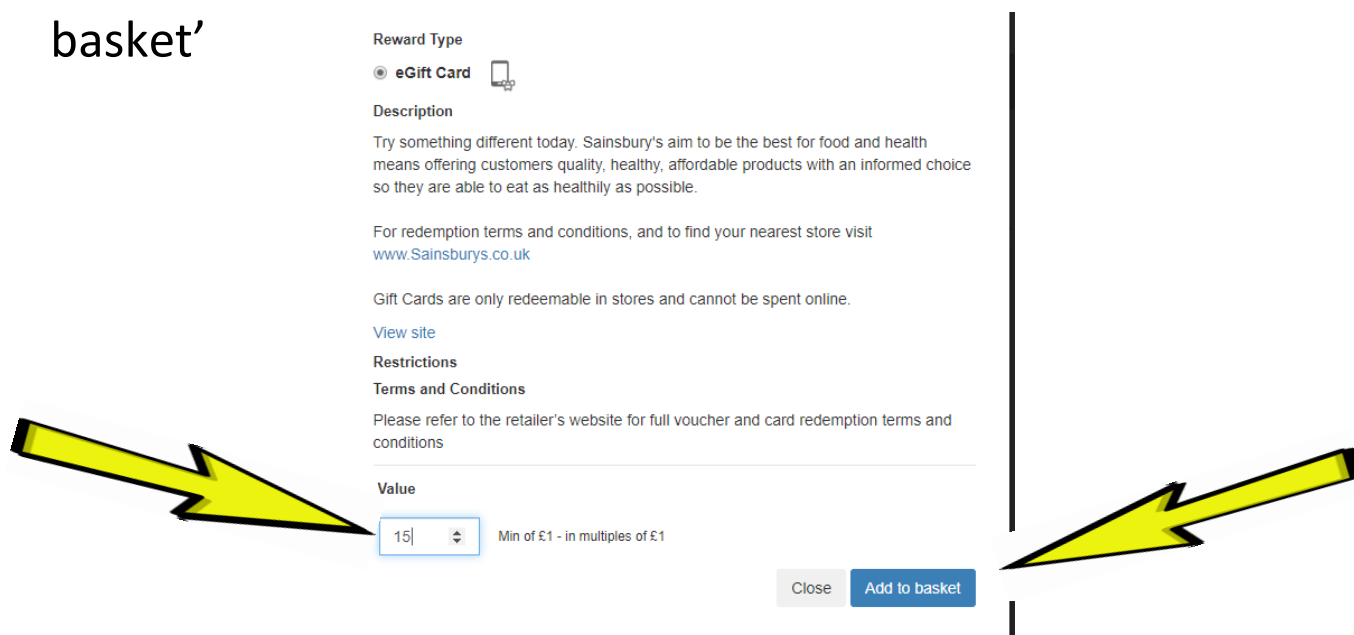
4. Click on 'Start Shopping'




5. Select and click on 'All', 'Online' or 'In store'. Then click on the supermarket of your choice.



6. Type in the value of the voucher (15), then click 'Add to basket'



Reward Type
☒ eGift Card 

Description
Try something different today. Sainsbury's aim to be the best for food and health means offering customers quality, healthy, affordable products with an informed choice so they are able to eat as healthily as possible.

For redemption terms and conditions, and to find your nearest store visit www.Sainsburys.co.uk

Gift Cards are only redeemable in stores and cannot be spent online.

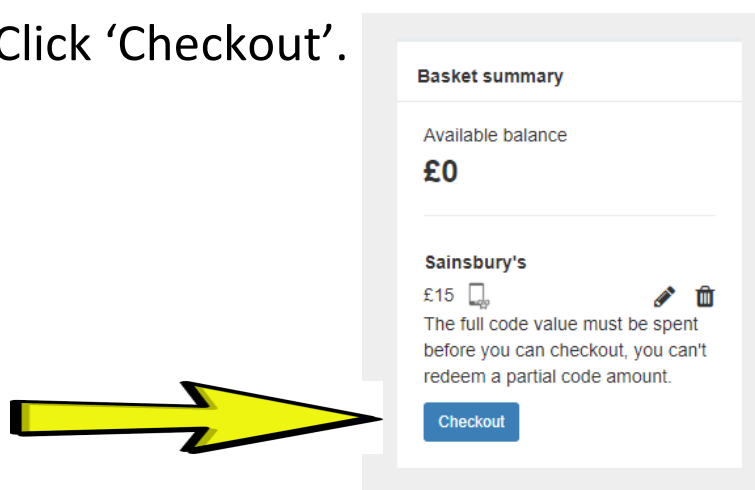
[View site](#)

Restrictions
Terms and Conditions
Please refer to the retailer's website for full voucher and card redemption terms and conditions

Value
 Min of £1 - in multiples of £1




[Close](#) [Add to basket](#)

7. Click 'Checkout'.



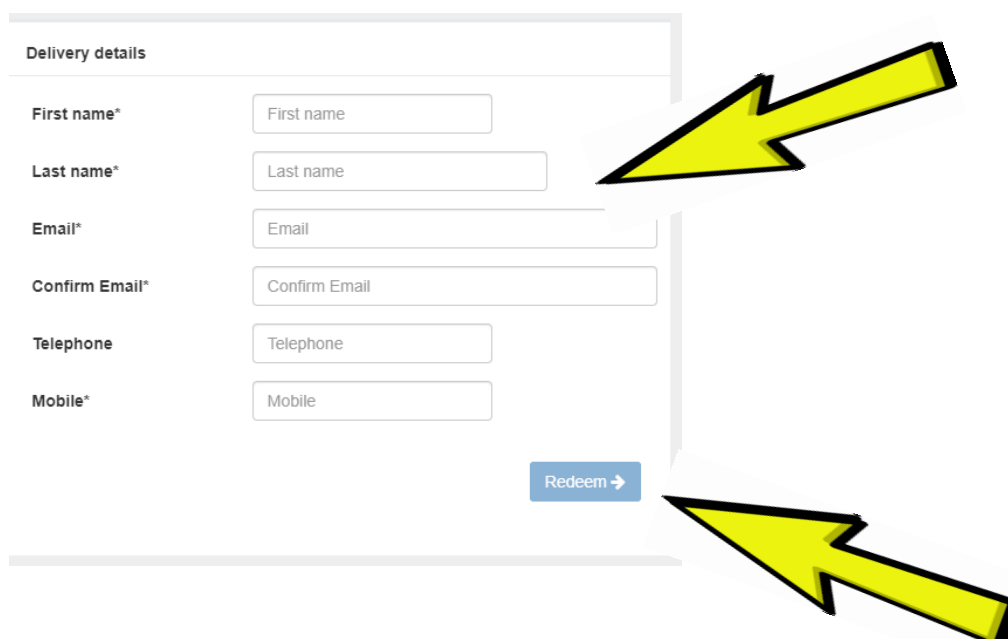
Basket summary

Available balance
£0

Sainsbury's
£15   
The full code value must be spent before you can checkout, you can't redeem a partial code amount.

[Checkout](#)

8. Complete the personal information, then click 'Redeem'.



Delivery details

First name*

Last name*

Email*

Confirm Email*

Telephone

Mobile*

[Redeem →](#)

9. Check your email 'inbox' and 'junk' for the voucher (it should arrive within 2 hours).

10. Take your voucher (on your phone or printed) to the supermarket and present at the till when paying.

If the cashier cannot scan the barcode ask them to please type the barcode number into the till.